



The Hardy unch


Look for this icon for trees that will grow in Eagle Mountain and Saratoga Springs.



Look for this icon for trees that are great for screening out a neighbor or for a corner of a house planting.



Deciduous Shade Trees



Acer x freemanii (Hybrid Maple)
'Autumn Blaze'

This is an upright, fast-growing, shade tree with ascending branching and a dense, broad-oval crown. Each medium green leaf is deeply cut with five pointed lobes. The foliage turns orange-red to scarlet-red in the fall, hence this maple's cultivar name.

Height: 40' X **Width:** 35'

Zone: 3

Fall Color: brilliant orange-red, long lasting

Water/Soil: average, well drained. Tends towards iron chlorosis (yellowing), in our alkaline, clay soils.



Acer rubrum
(Red Maple)
'Redpointe'

Height: 40' X **Width:** 30'

Zone: 4

Fall Color: brilliant red

Water/Soil: average, with good drainage.



Beautiful pyramidal maple with a relatively carefree growth habit. It grows narrower than many other maples, making it an excellent large shade tree for more compact landscapes. Highly adaptable, and resistant to leaf chlorosis. Dark green, heat resistant foliage turns a brilliant red in early autumn.

Acer negundo (Box Elder/Maple) 'Sensation'

A colorful and unique cultivar of the rugged and adaptable native species, 'Sensation' is a handsome performer for harsh climates. Soft coppery-red foliage welcomes spring, before it matures to a cool medium green color. Sensation's foliage puts on a fall show with striking red, orange, and pink tones.

Height: 30' X **Width:** 20'

Zone: 4

Fall Color: multi-toned

Water/Soil: average, drought & clay soil tolerant



***Acer tataricum* (Tatarian Maple) 'Hot Wings'®**

Height: 15-20' X **Width:** 20'

Zone: 4

Fall Color: brilliant red

Water/Soil: average, drought & clay soil tolerant



A very reliable tree for harsh conditions! Showy red samaras (winged seeds) shine in bright contrast to the summer foliage of this small tree that is an excellent performer in rugged climates. Broadly oval when young, its branches spread wider than tall, becoming rounded at maturity. Hot Wings Maple has proven to be much more tolerant of high pH soils than other maples.

**Acer rubrum
(Red Maple, columnar)
'Armstrong Gold'**

A slender column of green that transforms to candle-bright, yellow-orange in the fall. Great selection for screening, park strips/street plantings, and space-challenged gardens.

Height: 40' X **Width:** 12'

Zone: 4

Fall Color: golden to orange

Water/Soil: average, with good drainage

Fall Color



**Acer rubrum
(Red Maple, columnar)
'Armstrong'**

A columnar maple with deep green leaves that turn a beautiful orange-red in the fall. Great selection for screening, park-strips/street plantings, and space-challenged gardens.

Height: 45' X **Width:** 15'

Zone: 4

Fall Color: Orangish red

Water/Soil: average, with good drainage



***Acer truncatum*
(Shantung Maple)
'Pacific Sunset'®**



Height: 25-30'

Width: 20-25'

Zone: 4

Fall Color: red

Water/Soil: average,
well drained. A heat
tolerant maple.

Pacific Sunset® displays nice dark green, glossy summer foliage that changes to tints of yellow, red, and orange in the fall. Pacific Sunset's foliage turns colors earlier in the fall, and a little brighter, than Norwegian Sunset.® Branch structure is a little more rounded than Norwegian Sunset.®



***Acer truncatum* (Shantung Maple)
'Norwegian Sunset'®**

An upright oval tree with yellow-orange to red fall color. Norwegian Sunset® has an especially nice branch structure creating a very uniform canopy. Its *Acer truncatum* parentage gives it beautiful glossy, heat resistance foliage.

Height: 25-30'

Width: 20-25'

Zone: 4

Fall Color: Yellow-
orange

Water/Soil: Average,
well drained. Tolerates
a wider range of soils
than the red maples
(*Acer rubrum*) do.



Acer truncatum (Shantung Maple)
'Ruby Sunset'®

Height: 20' X **Width:** 15-18'

Zone: 4

Fall Color: red

Water/Soil: average, well drained.

A heat tolerant maple.

Elegant foliage stays fresh and glossy throughout the growing season. Hybrid origin adds cold hardiness and adaptability to this selection that most resembles *A. truncatum* in appearance, growth habit and size. A great choice for smaller sites requiring a more compact tree.



Acer truncatum (Shantung Maple)
'Urban Sunset'®

Height: 30'X **Width:** 20'

Zone: 4

Fall Color: deep red

Water/Soil: average, well drained.

Tolerates a wider range of soils than the red maples (*Acer rubrum*) do.

Compact, upright and narrow, this tree calipers well and develops a naturally uniform canopy with minimal pruning. Easy to grow and relatively problem free, it produces few seeds and develops an ideal, upright street tree form.



 **SHADE**
HOME & GARDEN

**Acer platanoides
(Columnar Norway Maple)
'Columnare'**

Height: 35-40' X **Width:** 25'

Zone: 4

Fall Color: yellow

Water/Soil: average, well drained

Generally free of pests and disease, and resistant to wind damage, this is a great columnar tree for northern regions. The attractive dark green foliage changes to a nice yellow in fall. The columnar form is perfect for street use, accents, or formal plantings.



**Acer platanoides
(Columnar Norway Maple)
'Crimson Sentry'**

Height: 45'

Width: 10-15'

Zone: 4

Fall Color: insignificant

Water/Soil: average, well drained. Prone to powdery mildew.

A heavily-branched, upright tree that fits well into residential gardens or other areas where a smaller tree is desired. The compact, narrow canopy displays deep purple leaves that become maroon to reddish-bronze in fall.



**Liquidambar styraciflua
(Sweetgum) 'Slender Silhouette'**

Height: 45'

Width: 8'

Zone: 5

Fall Color: red

Water/Soil: moist, well drained



Fast growing tree that forms a tall, very narrow column. Can be used as hedges to become very effective visual screens or planted singly as a landscape focal point.



***Populus tremula (Swedish Aspen)*
'Erecta'**

Reminiscent of the well-known Quaking Aspen, but taller and narrower. A hardy, cold tolerant tree. Great tree for use as a wind break or a hedge of trees.

Height: 30'

Width: 8'

Zone: 2

Fall Color: golden yellow

Water/Soil: prefers moist-average, well drained



Quercus robur x alba (Columnar Oak)

'Crimson Spire'

Height: 40' X **Width:** 10-12'

Zone: 4

Fall Color: crimson red

Water/Soil: moist, well drained

An excellent choice for narrow spaces. Crimson Spire® is great used as a privacy screen where space is limited. The lovely, dark green foliage turns to spectacular shades of red in the fall then brown, and many will persist through the winter.

This is a strong wooded tree that grows moderately fast. It can withstand high winds much better than softer wooded narrow trees.



Quercus robur x alba (Columnar Oak)

'Skinny Genes'

Columnar in form, it is the narrowest yet of the English x White Oak hybrids. The glossy, very dark green summer foliage is mildew resistant and gives a clean summer appearance. A great choice from our Screen with Green series! Especially for very narrow planting sites.

Height: 40' X **Width:** 8'

Zone: 4

Fall Color: yellowish

Water/Soil: average, well drained



Acer platanoides (Norway Maple) 'Crimson King'

Height: 45' X **Width:** 35'

Zone: 4

Fall Color: insignificant

Water/Soil: average, well drained

This bold landscape tree creates dense shade with its large, deeply lobed leaves. The maroon-purple foliage makes a distinctive and dramatic statement, especially when planted alongside evergreens. Foliage develops a reddish-bronze color in the fall. Slower growing than others of its species.



Acer platanoides (Norway Maple) 'Emerald Queen'

Height: 50' X **Width:** 40'

Zone: 4

Fall Color: Brilliant Yellow

Water/Soil: Average, well drained.

This cultivar of Norway maple grows large with an upright, rounded habit. Lateral branches grow upright while the tree is young, which minimizes the pruning requirement. Emerald Queen grows quickly, is adapted to a wide variety of soils (including alkaline), and has brilliant yellow fall color!



***Fraxinus pennsylvanica*
(Green Ash)
'Patmore'**

Height: 45' X **Width:** 30'

Zone: 3

Fall Color: Yellow

Water/Soil: Average, well

Tolerant of poor, alkaline,

One of the best Green Ash
cultivar available. Very
symmetrical upright branches.
Extremely hardy!



***Fraxinus Americana* (White Ash) 'Autumn Purple'**

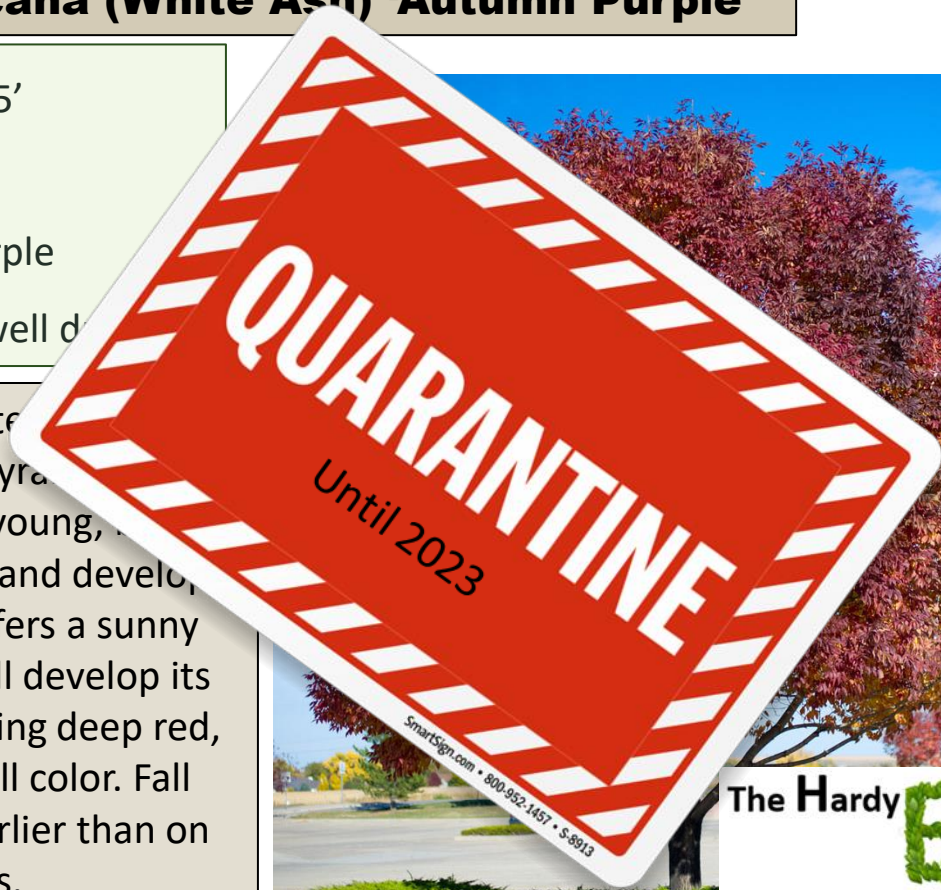
Height: 40' X **Width:** 35'

Zone: 4

Fall Color: Reddish-Purple

Water/Soil: Average, well d

'Autumn Purple' White
rapidly and is almost pyra
a round top when young,
gradually slows down and develo
an oval shape. It prefers a sunny
exposure where it will develop its
consistently-outstanding deep red,
maroon or purple fall color. Fall
color often comes earlier than on
other trees.



The Hardy **B**unch

The Hardy **B**unch

Fraxinus oxycarpa (Ash) 'Raywood'

Height: 25-35' X **Width:** 15-25'

Zone: 3

Fall Color: wine red

Water/Soil: average, well drained.

Raywood Ash has an upright, narrow to oval habit that becomes somewhat more spreading in maturity. The compound leaves have narrow, deep green, lance-shaped leaflets with serrated margins. Attractive wine-red autumn color.



Fraxinus pennsylvanica (Green Ash) 'Cimmaron'


Height: 50' X **Width:** 25'

Zone: 4

Fall Color: reddish orange

Water/Soil: average, well

Cimmaron Ash is a fast growing tree. This deciduous tree is strong, upright branches that are resistant to storm and snow damage. The Cimmaron can grow 3 ft. or more per year in rich loose soil. Cimmaron Ash trees have a good salt tolerance, but it does not like poor compacted soils.



**Gleditsia triacanthos
(Honeylocust)
'Shademaster'**

Height: 40-45' X **Width:** 30-40'

Zone: 4

Fall Color: Yellow

Water/Soil: Average, well drained.

Tolerant of poor, alkaline, and clay soils.



The Shademaster Honeylocust is an almost perfect lawn tree. That's a big statement, but this is a great tree! The Shademaster grows into the beautiful rounded shape that you expect in a nice lawn tree. The leaves are nicely green through the summer and turn a lovely golden-yellow in the fall.



The Hardy **B**unch



Gleditsia triacanthos (Honeylocust) 'Skyline'

Height: 40' X **Width:** 35'

Zone: 4

Fall Color: Yellow

Water/Soil: Average, well drained.

Tolerant of poor, alkaline, and clay soils.

A very important tree for difficult climates. Very water thrifty and heat tolerant. Upright, spreading, uniform branches form a broadly pyramidal shade tree. An excellent choice for lawn areas because its deep roots stay well below the surface.



Quercus macrocarpa (Bur Oak)

Height: 45-55' X **Width:** 45-55'

Zone: 4

Fall Color: Undistinguished yellow-brown

Water/Soil: Average, well drained; adaptable to a wide range of conditions.



Bur oak or mossycup oak, is one of the most majestic of the native North American oaks.

It is a medium to large sized deciduous oak of the white oak group. It has a broad-spreading, rounded crown. Acorn cups are covered with a mossy scale or bur near the rim, hence the common names. The acorns are an important source of food for wildlife.



Quercus bicolor (Swamp White Oak)

Height: 40' X **Width:** 15'

Zone: 4

Fall Color: Undistinguished Yellow

Water/Soil: Average, well drained.

It is noted for its narrow, cylindrical, upright habit with fastigate branching, highly glossy, obovate, dark green foliage, excellent resistance to powdery mildew and excellent winter hardiness with resistance to wind and ice. Leaves are a soft, light green underneath.



Ulmus (Hybrid Elm) 'Frontier'

Height: 30' X **Width:** 20'

Zone: 4

Fall Color: Burgundy

Water/Soil: Average, well drained.

Tolerant of varied soils

Chosen by the City of Denver's "Mile High Million" tree planting, this Elm is resistant to Dutch Elm Disease. It has reddish-purple fall color. Very tough and tolerant of a wide variety of conditions. This tree is a cross between Lacebark Elm and Smooth Leaf Elm.



Ulmus americana (American Elm) 'Brandon'

Height: 35' X **Width:** 25'


Zone: 2

Fall Color: Bright yellow

Water/Soil: Average, well drained.

Tolerant of poor, alkaline, and clay soils.

A fast-growing upright vase shaped spreading tree with rough toothed green foliage. Good as a large street tree or shade tree. Brandon Elm is a highly adaptable tree, tolerating both dry conditions and even some standing water. It is not particular as to soil type or pH and is able to handle environmental salt. It is highly tolerant of urban pollution.



Tillia Cordata (Little Leaf Linden) 'Greenspire'

Height: 45-55' X **Width:** 30-40'

Zone: 3

Fall Color: Pale Green to Pale Yellow

Water/Soil: Average, very adaptive.

Easily grown in average, medium, well-drained soils in full sun to part shade. Prefers moist, fertile, well-drained loams, but adapts to a wide range of soil conditions. Good tolerance for urban conditions. Fragrant, creamy yellow flowers in drooping cymes appear in June. When a tree is in full bloom, bees often visit in such abundant numbers that humming can be heard many feet from the tree.



 **SHADE**
HOME & GARDEN

Tilla tomentosa (Silver Leaf Linden) 'Sterling'

Height: 45-55' X **Width:** 30-40'

Zone: 3

Fall Color: insignificant

Water/Soil: Average, very adaptive.

It is noted for its attractive foliage, which is glossy green above and silvery-white below. The foliage flutters in the slightest breeze, showcasing the silver and green leaf colors. Easily grown in average, dry to medium, well-drained soils in full sun to part shade. Prefers moist, fertile, well-drained loams, but adapts to a wide range of soil conditions. Best drought resistance of any of the lindens. Good tolerance for urban conditions



Platanus x acerifolia (London Plane Tree) 'Bloodgood'


Height: 40-60' X **Width:** 30-40'

Zone: 5

Fall Color: Bronzy yellowish-gold

Water/Soil: Average-moist, well drained.

Fast-growing, this handsome, vigorous-growing variety exhibits a very uniform branching habit and features large, maple-like bright-green leaves. Adding further appeal is its smooth peeling bark in shades of green, gray and tan. Revered for its ability to withstand urban conditions. Well-suited as a street, park or lawn tree, and thrives in a full sun exposure with regular watering in a well-drained soil.



Celtis occidentalis (Hackberry)

Mature gray bark develops corky ridges and wart-like texture. Insignificant greenish flowers appear in spring, with male flowers in clusters and female flowers solitary. Female flowers give way to round fleshy berry-like fruit maturing to deep purple. Fruits are very attractive to birds. Fleshy parts of the fruit are edible and somewhat sweet.

Height: 30-35' X **Width:** 20-25'

Zone: 4

Fall Color: Yellow

Water/Soil: prefers moist, rich soils, but will tolerate a wide range of conditions: wet, dry, and poor soils.



Wildlife friendly!



The Hardy **B**unch

Liriodendron tulipifera (Tulip Tree)

Height: 50-60' X **Width:** 30-40'

Zone: 4

Fall Color: Yellowish

Water/Soil: Average-moist, well drained.
Clay tolerant.

Tulip tree or yellow poplar, is a large, stately tree with a pyramidal to broad conical habit. Trunks of mature trees may reach 4-6' in diameter, usually rising column-like with an absence of lower branching. It is named and noted for its cup-shaped, tulip-like flowers that bloom in spring.



Morus alba (Fruitless Mulberry) 'Kingan'

Height: 30-35'

Width: 40'

Zone: 4

Fall Color: Yellow

Water/Soil: Average, well
drained. Tolerates a wide
range of soils.



A widely adaptable, fast growing shade tree with bright green foliage. Does not produce fruit. Grows in full sun in average soil. Tolerates drought, salt and urban conditions once established.

Carpinus caroliniana (American Hornbeam) 'Palisade'

Height: 25' X **Width:** 12'

Zone: 5

Fall Color: yellow-orange

Water/Soil: Average-moist, well drained.

Palisade® forms an upright oval canopy with ascending branches and excellent density. It brings a uniform street tree appearance to an otherwise variable species. Attractive sinewy gray bark forms on mature trees.



Carpinus betulus (European Hornbeam) 'Emerald Avenue'

Height: 30-35' X **Width:** 20-25'

Zone: 4

Fall Color: Yellow

Water/Soil: Average, well drained.

A stout trunk, strong central leader, and sturdy branch arrangement led to J. Frank Schmidt nicknaming this brawny tree "The Hulk." Vigorous and easy to grow, its performance is impressive on the street. When others look tired during the dog days of summer, Emerald Avenue™ maintains healthy deep green foliage, thanks to its superior heat tolerance.



**Gymnocladus dioicus
(Kentucky Coffeetree)
'True North'**

Height: 50' X **Width:** 25'

Zone: 4

Fall Color: Yellow

Water/Soil: tolerates varied soils

True North™ Kentucky coffeetree is notable for its narrow, upright-oval crown and superior branch architecture. It is a seedless, male specimen, so there are no messy seedpods to clean up. Like all Kentucky coffeetrees, True North™ is a tough, adaptable tree that can tolerate heat, drought and a range of soil pHs.



**Gymnocladus dioicus
(Kentucky Coffeetree)
'Espresso'**

Height: 40-50'


Width: 35'

Zone: 4

Fall Color: Yellow

Water/Soil: average, well drained

The huge doubly compound leaves give this tree a tropical feel, and the arching branches present an elm-like form. This is a seedless selection. Good tolerance of heat, drought, and cold.



**Salix matsudana
(Globe Willow)
'Navajo'**

Height: 50-60'

Width: 50-60'

Zone: 4

Fall Color: Yellow

Water/Soil: Moist, well drained.



The Hardy **B**unch

This attractive variety has narrow, lance-shaped medium-green leaves with pale-green undersides grow on upright branching that eventually forms an attractive rounded globe. Adding further appeal to this variety is its attractive, furrowed light-green bark that becomes more deeply-fissured with age. Well-suited for park settings, open areas or as a large-scale lawn tree.

 **SHADE**
HOME & GARDEN

**Salix pendula
(Weeping Willow)
'Prairie Cascade'**

Height: 30-40'

Width: 30-40'

Zone: 4

Fall Color: Subtle Yellow

Water/Soil: Moist, tolerates wet soils.



The Hardy **B**unch

This graceful giant is known for its open crown of wispy, ground-sweeping branches and long, slender leaves. Often seen as one of the first indications of spring, the weeping willow's yellow twigs and green foliage appear early in the season. The tree is easy to grow and quick to take root. It lends itself well to planting singly or in small groves near the edge of ponds, lakes and rivers.

**Zelkova serrata
(Sawleaf Zelkova)
'Village Green'**

Height: 35-45' X **Width:** 30'

Zone: 4

Fall Color: Rust Red

Water/Soil: Average to moist, well drained.

This cultivar is distinguished from the species by its rapid growth, straight and smooth trunk, and an upright vase shape with dark green foliage. Nice, rusty red fall color.

The Hardy **B**unch



 **SHADE**
HOME & GARDEN

**Zelkova serrata (Sawleaf Zelkova)
'Green Vase'**

Height: 30-40' X **Width:** 30-40'


Zone: 4

Fall Color: Subtle Yellow

Water/Soil: Moist, tolerates wet soils.

The Japanese zelkova is a good street and shade tree that has an appealing vase-shaped form with a rounded crown. The peeling bark on older trees exposes orange patches, which can be quite impressive. It is tolerant to drought and air pollution, making it a nice option for a variety of urban locations.

The Hardy **B**unch



Betula nigra
(Heritage River Birch)
'Cully'

Height: 40' X **Width:** 35'

Zone: 4

Fall Color: yellow

Water/Soil: Moist, even wet conditions.

Will adapt fairly well to clay soils.

A Beautiful, multi-branched tree provides striking winter interest, with bare branches and trunk displaying highly textured and colorful, peeling bark. Exceptional subject for night lighting. This versatile, highly heat tolerant tree thrives in sites with high water tables yet adapts to mild drought when established.



Heritage (river) birch are completely resistant to bronze birch borer, as it does not produce the attracting hormone: rhododendrin



 **SHADE**
HOME & GARDEN

Betula utilis* var. *jacquemontii
(Himalayan Birch)

Height: 30' X **Width:** 15-18'

Zone: 5

Fall Color: Yellow

Water/Soil: needs consistently moist soil with good drainage. A reprieve from our afternoon sun is best, plant with an eastern or northern exposure.

Exhibits the brightest white bark of any birch for a truly distinctive and exciting show! An exceptional tree with a graceful, open-branched, pyramidal form, exquisite peeling bark, and terrific fall color. Toothy, tapered, dark green foliage transforms to a bright yellow in the fall. Showy catkins drape from the tree in spring.



***Zelkova serrata*
(Columnar Zelkova)
'Musashino'**



Height: 40' X **Width:** 15'

Zone: 5

Fall Color: yellowish-red to rusty red

Water/Soil: average, well drained

Tightly columnar in form, it is ideal for planting along narrow city streets and other confined areas. This tall and slender tree provides welcome shade while rising above traffic to accommodate passing vehicles and pedestrians.



***Celtis* (Columnar Hackberry) 'Prairie Sentinel'**



Height: 40' X **Width:** 10-12'

Zone: 4

Fall Color: Yellow

Water/Soil: Average, well drained.

Tolerates moderate drought.

This fastigate hackberry fills the need for a columnar tree for narrow city streets in the toughest climates. Discovered in the rugged high plains of western Kansas, it has great adaptability to heat, drought, and cold of the prairie and harsh urban sites.



Betula platyphylla
(Columnar Birch)
'Parkland Pillar'

Height: 30' X **Width:** 6-7'

Zone: 3

Fall Color: bright yellow

Water/Soil: average, well drained

Parkland Pillar® is a beautiful birch with a narrow, upright, dense habit. It boasts white bark and dense, dark green foliage that turns golden in late fall. This fast-growing variety is suitable for small yards. Tolerant of heat, drought, and alkaline soils, Parkland Pillar is an excellent choice for urban landscapes. Its narrow form makes it perfect as an accent tree or it can be planted in multiples to form a privacy screen.



Betula platyphylla
(Columnar Birch)
'Dakota Pinnacle'

Height: 30' X **Width:** 10-12'

Zone: 3

Fall Color: Yellow

Water/Soil: Average, well drained.

It is very adaptable to both dry and moist locations. It is not particular as to soil type or PH. It is highly tolerant of urban pollution and will thrive in inner city environments. Dakota Pinnacle® is deer resistant. It makes a great vertical accent or specimen tree.



Fagus sylvatica (Columnar Beech)
'Dawyck Purple'

Height: 30' X **Width:** 8'

Zone: 5

Water/Soil: Moist-average, well drained.

Does not do well with heavy, clay soils.

The dark purple foliage of this magnificent columnar tree is difficult not to notice. Deep reddish-purple leaves emerge and darken to burgundy purple. It is one of the most striking and beautiful of all columnar trees.



Fagus sylvatica (Purple Beech) 'Riversii'

Height: 30-40' X **Width:** 20-30'

Zone: 5

Water/Soil: Moist-average, well drained. Does not do well with heavy, clay soils.

The deepest purple foliage of any purple-leaved beech with richly colored foliage that retains its dark purple color throughout the summer months. A special selection from England. A magnificent specimen tree for larger landscapes. Not recommended for hot, dry areas.



***Liriodendron tulipifera* (Tulip Tree)
'Emerald City'®**

Height: 45' X **Width:** 20'

Zone: 5

Fall color: Yellow

Water/Soil: Moist-average, well drained.

A refined cultivar of our familiar native tulip tree, this uniform growing selection is straighter and more upright, with a dominant central leader and deeper green, slightly glossy foliage.



***Cladrastis kentukea*
(Yellowwood)**

Height: 30-40' X **Width:** 30-35'

Zone: 5

Fall Color: Bright yellow

Water/Soil: Moist-average, well drained.

Low-branching tree with a broad rounded crown. This tree flowers in late May with white, pendulous, fragrant flowers. However, flowering only comes with some age. Very few problems have been observed with this tree. Unusual here but not unheard of!



Ornamental & flowering trees



***Sorbus aucuparia* (Cardinal Royal® Mountain Ash) 'Michred'**

Height: 20' X **Width:** 15'

Zone: 3

Flower Color: White clusters

Fall Color: Rust-orange

Water/Soil: Moist-average, well drained.

Does not do well with heavy, compacted, clay soils.

A vigorous tree with upright branches and a very symmetrical and tidy habit. This tree was selected for its clusters of small brilliant red berries, much more spectacular than the orange of the species. Dark green foliage is silvery beneath.



***Maackia amurensis* (Maackia)**

Height: 18-25' X **Width:** 18-25'

Zone: 3

Flower Color: White

Fall Color:

Water/Soil: Average, well drained.

Adapts to a wide range of soil conditions.

Amur maackia is a small, deciduous tree with a broad, rounded habit. It features erect, narrow, spike-like clusters (4-6" long) of fragrant, white, pea-like flowers which appear in late spring. Coppery-bronze bark exfoliates on mature trees.



 **SHADE**
HOME & GARDEN

***Malus sargentii*
(Flowering Crabapple)
'Tina'**

Height: 5' X **Width:** 6'

Zone: 5

Flower Color: Pink Buds,
White flowers

Water/Soil: Average,
well drained.



Tina crabapple is a very small, rounded, dwarf tree. In spring, bright red flower buds open to single white flowers. It bears small ¼", bright red fruit in the fall.



**Malus (Crabapple)
'Coralburst'**

Height: 8-10' X **Width:** 10-12'

Zone: 3

Flower Color: Semi-Double, rose
pink

Water/Soil: Average, well
drained.



This compact, slow growing tree forms a dense, symmetrically rounded crown with deep green foliage. Coral pink buds open to semi-double, rose-pink flowers. Very disease resistant. Produces a light crop of small, bronzed-red ornamental fruit

Malus
(Flowering Crabapple)
'Spring Snow'

Height: 25' X **Width:** 20'

Zone: 4

Flower Color: White
flowers, fruitless

Water/Soil: Average,
well drained.



Fruitless with pure white flowers. Great crabapple to use in patios and court yards. Also makes a good park strip tree.



Malus (Crabapple)
'Royal Raindrops'



Height: 18' X **Width:** 15'

Zone: 4

Flower Color: Bright, Pinkish Red

Water/Soil: Average, well drained.

Bright pinkish red flowers combine with purple cutleaf foliage. Orange-red fall color. Fruit is small, few, and persistent, which means that they do not drop. One of the cleanest crabapples, and one of the most brilliant in color!



Malus
(Flowering Crabapple)
'Royal Gem'

Height: 5' X **Width:** 6'

Zone: 4

Flower Color: rose/red

Water/Soil: Average, well drained.

This is a very small, compact tree. Ideal for small garden areas. Foliage emerges crimson-red and then turning to dark green. Growth is medium to slow. It is very disease resistant. Once established becomes drought tolerant.



Malus
(Flowering Crabapple)
'Ruby Dayze'

Height: 18-20' X **Width:** 12-15'

Zone: 4

Flower Color: magenta-pink

Water/Soil: average, well drained.

This tree scores on all fronts, featuring the most scab resistant foliage among red-leaved crabs that we have yet seen. Growers will love its more upright, tightly oval shape, as will those who maintain landscapes and streetscapes. Beautiful bright magenta-pink flowers are abundant in spring. Deep red fall fruits are tiny and persistent.



Malus
(Flowering Crabapple)
'Sparkling Sprite'


Height: 5' X **Width:** 6'

Zone: 4

Flower Color: rose/red

Water/Soil: Average, well drained.

Pink buds opening to white flowers smother the dense, rounded head of this top-grafted, compact dwarf. Summer foliage is especially clean and bright green. An abundant fruit crops persists well into winter, slowly turning from golden yellow to orange.



 **SHADE**
HOME & GARDEN

Malus
(Flowering Crabapple)
'Starlite'

Height: 20' X **Width:** 12-15'

Zone: 2

Flower Color: white

Water/Soil: average, well drained.

Starlite® offers dark-green, glossy, disease-resistant foliage that is an improvement over Spring Snow. The white flowers are evident in mid-May followed by tiny, candy-like, persistent fruit.

Wildlife friendly!



**Pyrus calleryana
(Flowering Pear)
'Chanticleer/Cleveland'**

Height: 35' X Width: 15'

Zone: 4

Fall Color: Russet Red

Water/Soil: average, well drained.



Great tree for park strip planting, as it has a dense, narrow branching habit. Beautiful white flowers in spring. Nice red fall color.



The Hardy **B**unch

**Pyrus (Flowering Pear)
'Javelin'**

Height: 30' X Width: 8'

Zone: 4

Fall Color: Purple to Maroon

Water/Soil: average, well drained.

Fall Color

The most columnar pear there is, and it stays narrow as it matures. Unique foliage that emerges purple, and matures to bronze green in the heat of summer. Developed at North Carolina State University, this fire blight resistant pear is a great addition to the corner of a building or for use on narrow streets.



**Cornus controversa
(Flowering Dogwood)
'June Snow'**

Height: 25' X Width: 35'

Zone: 5

Fall Color: see description

Water/Soil: moist, well drained.

Fast growing and wide spreading, with branches developing a horizontally tiered appearance. Flat topped clusters of white flowers often exceed 6" in diameter. Outstanding fall color; mottled orange-yellow, red, and purple-red.



**Prunus serrulata
(Japanese Flowering Cherry)
'Amanogawa'**

Height: 20' X Width: 10'

Zone: 4

Fall Color: orange & red

Water/Soil: average-moist, well drained.

This narrow, columnar tree is perfect for those with limited space. In April and May, the upright branches are smothered in large, semi-double, pale pink flowers. Bronze-green foliage turns to mid-green and then bursts into orange and red autumn color. A wonderful tree for lining avenues, fences, or as an eye-catching specimen.



***Prunus sargentii* (Flowering Cherry) 'Pink Flair'**

Height: 20' X Width: 12'

Zone: 3

Flower Color: pink clusters

Fall Color: orange-red

Water/Soil: average, well drained

Narrow and upright in form, but compact in height, this flowering cherry is well suited for urban landscapes. It avoids frost damage by flowering a week or two later than is typical of the species. Fall color is consistently bright, and its upright symmetry gives winter appeal.



***Prunus x yedoensis* (Flowering Cherry) 'Akebono'**

Height: 20-25' X Width: 15-20'

Zone: 5

Flower Color: very pale pink

Fall Color: yellow

Water/Soil: average, well drained



'Akebono' sports fluffy clouds of delicate pink flowers that are a brighter tint of pink than the flowers of Yoshino Cherry. Akebono Cherry is similar in growth habit to Yoshino but is said to mature at a slightly smaller height and spread. Its shape is upright and spreading. Foliage is medium green and turns yellow in the fall.

***Prunus serrulate*
(Flowering Cherry)
'Royal Burgundy'**

Height: 18' X Width: 12'

Zone: 5

Flower Color: Pink

Water/Soil: average, well drained.

Magenta double flowers appear just before the burgundy foliage emerges on this highly ornamental tree. Vigorous and vase-shaped, it is a fine specimen plant or accent.



***Prunus serrulate*
(Flowering Cherry)
'Kwanzan'**

Height: 20-25'

Width: 15-20'

Zone: 4

Flower Color: Pink

Fall Color: yellow to orange-bronze

Water/Soil: Average, well drained.



A lovely flowering cherry tree that puts on an incredible early season show with clusters of large, double deep pink blooms backed by bronze-red new growth. It has an upright, vase-shaped branching habit perfect for street planting.

***Prunus virginiana (Chokecherry)*
'Canada Red'**

Height: 18-25' X **Width:** 15-18'

Zone: 3

Flower Color: fragrant, white

Water/Soil: Average, very versatile and drought tolerant.

Very hardy and easy to grow tree. Foliage changes from green in spring to a dark purple as the weather warms. In late spring, white, bottle brush-like flowers with a nice, mildly sweet fragrance appear.



The Hardy **B**unch

***Crataegus crus-galli inermis (Cockspur Hawthorn)* 'Crusader'**

Height: 15' X

Width: 20'

Zone: 4

Flower Color: White, thorn-less

Water/Soil: Average, well drained.

Tolerant of drought and clay.

Fall Color



The Hardy **B**unch

Crataegus crus-galli is a small tree with horizontal, spreading branches and a flat-topped shape at maturity. Cockspur Hawthorn is known for its showy white inflorescences, brick-red fruits, glossy summer and vibrant, multi-colored autumn foliage, and bold winter texture.

Prunus (Weeping cherry)
'Pink Cascade'

Height: 10' X **Width:** 10'

Zone: 5

Flower Color: Pink

Water/Soil: Average, well drained

Bright pink flowers smother the branches of this gracefully weeping cherry. Developed at North Carolina State University, this small and delicate garden tree is easy to grow.



Prunus x (Weeping Cherry)
'Snow Fountains'

Height: 10-12'

Width: 6-8'

Zone: 5

Flower Color: White

Water/Soil: Average, well drained

Naturally weeping branches are covered with showy, snow-white flowers on this magnificent, compact, hardy specimen for the landscape. Red ornamental fruit follows in summer. Very disease and insect resistant. A beautiful small yard tree. Exquisite in Japanese style or nature inspired gardens.



Fall Color →



Prunus (Columnar Cherry)
'First Blush'

Height: 20-25' X **Width:** 10-12'

Zone: 5

Flower Color: Pink

Fall Color: Orange

Water/Soil: Average, well drained



Bright pink flowers smother the branches of this gracefully weeping cherry. Developed at North Carolina State University, this small and delicate garden tree is easy to grow.



Malus (Crabapple) 'Marilee'

Height: 20-24' X **Width:** 8-10'

Zone: 4

Flower Color: White, pink tinged

Water/Soil: Average, well drained

Pink buds open to unusually large, white, pink tinged double blooms.

Unique for its stiffly upright, narrow form and virtually fruitless nature, it is an excellent choice for courtyard settings and streetscapes, and for use near utility lines.



Malus (Crabapple) 'Snowdrift'

Height: 15-18'

Width: 15-18'

Zone: 4

Flower Color: White

Water/Soil: Average, well drained



A beautiful small spring-flowering lawn or parkway tree! A profusion of pink buds open to pure white flowers with yellow anthers. Displays an abundance of small but showy orange-red fruit. Excellent disease resistance. Effective as a single specimen or planted in groups.



Malus (Crabapple) 'Prairie Fire'

Height: 15-20'

Width: 15-20'

Zone: 4

Flower Color: Dark Pink

Water/Soil: Average, well drained



An outstanding flowering tree with an upright form that becomes rounded with age. Reddish new foliage matures to a dark green. Lovely deep pink spring flowers produce persistent, small, dark red-purple fruit. A colorful accent for smaller landscapes.

Magnolia acuminata
'Butterflies'


Height: 15-18'

Width: 10-12'

Zone: 5

Flower Color: Yellow

Water/Soil: Moist-average,
organically rich, well drained



'Butterflies' is noted for its non-fading yellow flowers (to 4-5" across), late vegetative growth, compact pyramidal form and hardiness to both heat and cold. Flowers have a light lemon oil aroma and typically cover the tree with a profuse bloom for about 7-9 days. Foliage remains attractive throughout the growing season but produces little fall color.



Catalpa bugnei
(Umbrella Catalpa)
'Nana'

Height: 30' X **Width:**
20'

Zone: 5

Flower Color: Pink

Fall Color: Yellow

Water/Soil: Moist-
average well drained



This variety has a dense, bushy form that is grafted on a regular Catalpa trunk to give it a unique umbrella appearance. This form rarely if ever blossoms. This is truly a tough, time-tested specimen.

***Robinia pseudoacacia* (Twisty Baby Black Locust) 'Lace Lady'**

Height: 15-12'

Width: 10-12'

Zone: 5

Flower Color: Yellow

Water/Soil: Great in containers and very adaptable to a wide array of soils.

Unique dwarf shrub with interesting twisted branches. The contorted form makes an excellent small patio specimen and conversation piece. Grows well for many years in large containers. Prune back annually to encourage contorted growth.



***Aesculus x carnea* (Horse Chestnut) 'Fort McNair'**

Height: 30' X **Width:** 20'

Zone: 5

Flower Color: Pink

Fall Color: Yellow

Water/Soil: Moist-average well drained



A beautiful specimen tree perfectly suited for use in smaller landscapes. The dense, rounded crown of disease resistant, dark green foliage turns a golden yellow in the fall. Showy, dense panicles of pink flowers with yellow throats are very attractive in the spring. Blooms are followed by insignificant seed capsules.

***Cercis canadensis*
(Eastern Redbud)**

Height: 25'

Width: 25'

Zone: 4

Flower Color: Pink

Water/Soil: Prefers moist, rich soils. Dislikes heavy, clay soils.



Easily grown in average, medium moisture, well-drained soils in full sun to part shade. Part shade is best in hot summer climates. Performs best in moderately fertile soils with regular and consistent moisture. Avoid wet or poorly drained soils.

***Cercis canadensis* (Redbud)
'Forest Pansy'**



Height: 25'

Width: 25'

Zone: 5

Flower Color: Pink

Water/Soil: Prefers moist, rich soils. Dislikes heavy, clay soils.



Beautiful landscape tree valued for its brilliant scarlet-purple emerging foliage, maturing to maroon. Rosy-pink flowers bloom on bare branches before leaves emerge in spring, making this spring flowering tree positively look like it's glowing.

***Cercis canadensis*
(Weeping Redbud)
'Ruby Falls'**

Height: 10-15'

Width: 8-10'

Zone: 4

Flower Color: Purple-Pink

Fall Color: Yellow

Water/Soil: Prefers moist,
rich soils. Dislikes heavy, clay
soils.



A purple-leaved weeping redbud with clusters of lavender-red, sweet pea-like blooms in spring. Small, semi-glossy, heart-shaped leaves turn yellow in fall.



***Cercis canadensis*
(Weeping Redbud)
'Pink Heartbreaker'**

Height: 10' X **Width:** 6-8'

Zone: 5

Flower Color: Pink

Fall Color: Yellow

Water/Soil: Prefers moist, rich
soils. Dislikes heavy, clay soils.



Lavender pink flower clusters cling tightly to the weeping branches of this vigorous, heat and drought tolerant cultivar. Spring growth flushes red and matures to dark green. Form is wider spreading and more irregular in branch habit than Lavender Twist®.

***Laburnum*
(*Goldenchain Tree*)
'Vossii'**

Height: 15-20'

Width: 12-15'

Zone: 5

Flower Color: Bright Yellow,
hanging clusters

Water/Soil: Best in rich,
moist, well drained soils



Spectacular color from long, drooping clusters of fragrant, bright yellow flowers! A great choice in landscape as a single specimen or for a group planting. Works well for espalier.



***Koelreuteria*
paniculata
(*Goldenrain Tree*)**

Height: 25-35'

Width: 25-30'

Zone: 5

Flower Color: Yellow

Fall Color: Orange

Water/Soil: Average, well
drained. Drought tolerant
and adaptable to varied soils.



Excellent shade tree, known for its neat habit and well-behaved root system. Medium-sized, open-branched form is ideal for parkways and patios. Blue-green foliage has nice fall color. Long panicles of fragrant flowers are followed by attractive, papery, lantern-like seed pods. A very effective and versatile landscape specimen.

***Prunus incisa* (Flowering Cherry) 'Little Twist'**

Height: 6' X **Width:** 6-7'

Zone: 5

Flower Color: Pink

Fall Color: Maroon

Water/Soil: Moist, well drained.

Dislikes heavy clay soils.

A profusion of semi-pendulous, tightly clustered white flowers with pink centers that turn darker pink with age on stems and shoots that zig-zag. Fall foliage is maroon. Excellent for patio planters, small gardens and courtyards.



Height: 10-12' X **Width:** 6-8'

Zone: 5

Flower Color: Rose-Lavender

Fall Color: Yellow

Water/Soil: Best in rich, moist, well drained soils.

Abundant pea-like rosy-lavender flowers appear early spring before foliage. Heart-shaped deep apricot leaves appear and mature through shades of orange, gold and yellow with all colors present at once! Foliage turns a shade of lime green in the summer heat. Afternoon shade is best. Ideal specimen or accent plant.



***Cercis canadensis* (Redbud) 'Rising Sun'**



***Acer palmatum* (Japanese Maple)
'Bloodgood'**

Height: 15-18' (slow growing) X **Width:** 15'

Zone: 5

Fall Color: Brilliant Red

Water/Soil: Best in rich, moist, well drained soils.

Attractive foliage with burgundy red coloring turns brilliant scarlet in fall. The interesting red-black bark provides striking interest in winter. This slender, airy tree is well-suited for use as a small lawn tree or for patios and entryways. One of the hardiest of Japanese maples. Best in afternoon shade, here in Utah.



***Acer pseudosieboldianum x palmatum*
(Hybrid Maple)
Northern Glow®**

Height: 18' X **Width:** 20'

Zone: 4

Fall Color: Dark orange to red

Water/Soil: Needs rich, moist, well drained soil.

The refined character of Japanese maple can now be enjoyed beyond its traditional hardiness range. This hybrid selection originated from seed of the tough and cold-hardy Korean maple, but most resembles its *A. palmatum* parent. Attractive in summer green, its graceful, spreading form glows bright with fall colors.



Hibiscus (Rose of Sharon-tree form) Assorted Cultivars



Height: 8-12' X **Width:** 6-8'

Zone: 5

Bloom: summer/mixed colors, see tags

Exposure: A true sun lover! (Full Sun)

Water needs: easy to grow in average, moist, well drained soil

This hardy hibiscus is an easy-to-grow grafted shrub. It is valued for its large summer blossoms which add color to the landscape when few other plants are in bloom. Flowers are an open trumpet-shape and come in a variety of colors.

Malus (Apple Trees)

‘Braeburn’ – Superb late season fruit: very crisp and tangy, more flavorful than Granny Smith. Excellent keeper. Green with dark red blush. October-November harvest. 700 hours. Self-fruitful. USDA Zones 5.

‘Fuji’ – Sweet, very crisp and flavorful, excellent keeper. Dull reddish orange skin, sometimes russeted. Ripe mid-September. Excellent pollinizer for other apple varieties. Low chilling requirement - less than 500 hours. Self-fruitful. Zone 6.

‘Gala’ - Crisp, nice blend of sweetness and tartness, rich flavor. Skin reddish orange over yellow. Early harvest, 2 - 3 weeks before Red Delicious. Good pollinizer for other varieties. Adapted to cold- and warm-winter climates. Chilling requirement less than 500 hours. Self-fruitful. Zone 4.

‘Golden Delicious’ – Long-time favorite for its sweetness and flavor. Reliable producer, adapted to many climates. Pollinizer for Red Delicious. Midseason harvest (September in Central CA). 700 hours. Self-fruitful. Zone 5.

‘Granny Smith’ – Large, late, green, all-purpose. Crisp, tart, excellent keeper. Requires long summer. Thrives in hot climates. 400 hours. Prolonged bloom: good pollinizer for other apples. Self-fruitful. USDA Zones 5.

‘Gravenstien’ - Famous for sauce and baking, also used fresh. Crisp, juicy, flavorful & tart. Early bloom, early harvest. 700 hours. Pollinizer required: Empire, Fuji, Gala, Red Delicious. Not a pollinizer for other varieties. Self-fruitful. Zone 2.

‘Honey Crisp’ - Fruit is crisp and juicy with an aromatic flavor. Striped red over yellow color. Stores well. Ripens mid-August.

Pollinized by Gala, Granny Smith, Empire, McIntosh and Red Delicious. Zone 3.

‘Pink Lady’ – Very crisp, sweet tart, distinct flavor, good keeper. Skin reddish pink over green when ripe. White flesh resists browning. Harvest begins late October in Central CA, about three weeks after Fuji. Self-fruitful. 300-400 hours. Self-fruitful. Zone 6.

Prunus (Cherry & Plum Fruit Trees)

Cherry Fruit Trees

‘Bing’ – Large, firm, juicy, sweet, nearly black when ripe. Superb flavor, the No. 1 cherry.

Midseason. Large vigorous tree. Pollinized by: Black Tart, Van, Rainier and Lapins. Also, Stella in colder climates. 700 hours. Zones 5.

‘Stella’ – Self-fruitful - no pollinizer needed.

Large, nearly black, richly flavored sweet cherry similar to its parent, Lambert. Late harvest. 400 hours. Pollinates Bing, except in mild winter climates. Zones 5.

‘Van’ - Very cold hardy, reliable, heavy bearing. Fine fruit similar to Bing, though usually smaller. 700 hours. Pollinizer required – interfruitful with all popular sweet cherries. Zones 4.

‘Utah Giant Cherry’ – The industry favorite sweet cherry in Utah. Larger, firmer, more flavorful than Bing or Lambert. Good canner. Does not double. 800 hours. Pollinizer required: Bing, Lambert, Rainier, Van. Zones 5.

Plum Fruit Trees

‘Santa Rosa’ – Juicy, tangy and flavorful. Reddish purple skin, amber flesh-tinged red. Late June in Central CA. 300 hours. Self-fruitful.

‘Satsuma’ - Mottled maroon over green skin, dark red meaty flesh. Sweet, mild, not tart. Excellent for jam. Harvest late July. 300 hours. Pollinized by Santa Rosa. Self-fruitful.

Prunus (Peaches & Nectarine Trees)

Peach Fruit Trees

‘Elberta’ –Famous yellow freestone.

Classic, rich peach flavor: high scoring in taste tests. Use fresh, canned or cooked. Ripe late July/early August in Central CA, up to 3-4 weeks later in colder climates.

Self-fruitful.

‘Redhaven’ – Long one of the world's most widely planted peaches. High quality yellow freestone. Ripens early July in Central CA. Frost hardy, excellent producer. Fresh/freeze.

Self-fruitful.

Nectarine Fruit Trees

‘Favortop’ – Large, firm, yellow freestone of excellent quality. One of the highest scoring nectarines in DWN fruit tastings. One of the very best! Ripe mid-July in Central CA, between Independence and Fantasia. Large showy blossoms.

Self-fruitful.

Pyrus (Pear Fruit Trees)

'20th Century Asian Pear' – Juicy, sweet, mild flavored fruit is crisp like an apple. Early to mid-August in Central CA. Keeps well. Easy to grow, heavy bearing small tree. 300-400 hours. Self-fruitful or pollinized by Shinseiki, Bartlett, or other.

'Bartlett' – World's most popular pear. Early midseason, high quality, tolerates hot summers. 500-600 hours. Self-fruitful in most climates of Western U.S. Elsewhere, pollinized by Bosc, D'Anjou, Winter Nelis.

Evergreens: Trees & Shrubs



***Pinus nigra* 'Oregon Green' Pom-Pom form (Austrian Pine)**


Height: 10' X **Width:** 8'

Zone: 4

Water/Soil: Average, well drained, drought tolerant.

Tolerates a wide range of soils.

Deep, rich green needles densely spaced and curved against the branches persist for many years giving the branches the appearance of large pipe cleaners. The unique, more open form creates a striking specimen. Pom-Pom form is well suited for pots.



***Pinus nigra* (Austrian Pine) 'Oregon Green'**

Height: 10-12' X **Width:** 8-10'

Zone: 4

Water/Soil: Average, well drained, drought tolerant.

Tolerates a wide range of soils.

Deep, rich green needles densely spaced and curved against the branches persist for many years giving the branches the appearance of large pipe cleaners. The unique, more open form creates a striking specimen.



Picea pungens (Colorado Spruce)

Height: 40-60' **X Width:** 30-40'

Zone: 3

Water/Soil: Average, well drained,
drought tolerant

Native to the central Rocky Mountains from southern Montana and eastern Idaho south to New Mexico where it is typically found growing in moist locations from 6000 to 11000 feet in elevation. Stiff, bristly, four-angled, green to blue-green to silver-blue needles point outward from the branches in all directions. Dark gray bark furrows on mature trees.



Pinus nigra (Austrian Pine)

Height: 40' **X Width:** 30'

Zone: 4

Water/Soil: Average, well
drained, drought tolerant.

Tolerates a wide range of soils.

Deep, rich green needles densely spaced and curved against the branches persist for many years giving the branches the appearance of large pipe cleaners. The unique, more open form creates a striking specimen.



Picea orientalis (Oriental Spruce)
'Deer Run'

Height: 15-20' X **Width:** 8'

Zone: 3

Water/Soil: Average, well drained,
drought tolerant

Very narrow and very upright. Deer Run makes a wonderful sentinel in your garden. More blue than green, needles stay tight to the branch. Showy, pink pendulous cones appear in the Spring.



Picea orientalis
(Oriental Spruce)
'Green Knight'

Height: 20-25' X **Width:** 10-12'

Zone: 4

Water/Soil: Average, well
drained, drought tolerant.

A compact upright habit. Short, dark green needles on multiple stems create density as the tree matures.



***Picea omorika*
(Serbian Spruce)
'Riverside'**

Height: 25' X **Width:** 10'

Zone: 3

Water/Soil: Average, well drained, drought tolerant

Pyramidal and compact. Dark green needles with a bluish underside.



Screen with Green

***Picea abies* (Columnar Spruce)
'Cupressina'**

Height: 20-25' X **Width:** 6-8'

Zone: 3

Water/Soil: Average, well drained, drought tolerant.

Great columnar selection, valued as an accent or perimeter planting where a strong vertical effect is needed. Dark green evergreen needles, creating a slender, uniform form with dense branching to the ground. Withstands heavy snow loads. Tolerates heat and humidity better than others. Ideal windbreak or privacy wall.



***Picea pungens*
(Colorado Spruce)
'Bacheri'**

Height: 20-25' X **Width:** 12-15'

Zone: 3

Water/Soil: Average, well drained.

Moderately drought tolerant.

A gleaming blue evergreen accent tree, pyramidal shaped with large stout branches and elegant silvery-blue needles. Very hardy!



***Picea pungens* (Colorado Spruce)
'Fat Albert'**

Height: 30' X **Width:** 20'

Zone: 3

Water/Soil: Average, well drained,
drought tolerant

A superb evergreen conifer with rich blue needles on a densely branched, naturally pyramidal form. An outstanding landscape specimen. A very slow grower that will become quite large over time, in ideal conditions. A wonderful choice for use as a living Christmas tree.



***Pinus leucodermis*
(Bosnian Pine)**

Height: 25-30' **X Width:** 8-10'

Zone: 4

Water/Soil: Average, well drained,
drought tolerant

Intriguing specimen with unique
purple-blue cones when young,
maturing to brown. Dense, pyramidal
tree makes a fine landscape
specimen, accent tree or windbreak.



***Picea pungens* (Colorado
Spruce) 'Hoopsii'**

Height: 30' **X Width:** 15'

Zone: 3

Water/Soil: Average, well drained, drought
tolerant

Outstanding evergreen tree, generally
considered the bluest form. New growth
is especially bright blue. Pyramidal form
that holds stiff horizontal branches with
dense silvery-blue needles.



***Picea glauca*
(Weeping White Spruce)
'Pendula'**

Height: 20-25' X **Width:** 6-8'

Zone: 4

Water/Soil: Average, well drained, drought tolerant

Pendulous branches covered with short, densely packed needles. Adds a graceful, weeping effect to the landscape. Makes a superb accent specimen, or plant in groups as a windbreak or screen.



***Picea abies*
(Weeping Norway Spruce)
'Pendula'**

Height: X **Width** Varies
per growing style

Zone: 3

Water/Soil: Average,
well drained, drought
tolerant.



Weeping spreading branches with needles that have excellent rich green color. Grown on a stake to feature the pendulous nature of the branches. Cones are exceptionally showy. Terrific for weeping over walls.



***Cedrus atlantica*
(Columnar Blue Atlas Cedar)
'Fastigiata'**

Height: 20' X **Width:** 10'

Zone: 6

Water/Soil: Moist, well drained

Densely spaced, upward facing branches with feathery, silver-blue foliage form a large, symmetrical columnar tree. An excellent specimen for lining drives or for use as an accent in shrub beds. Its naturally narrow spread allows it to be used in areas with limited space.



***Cedrus atlantica*
(Weeping Blue Atlas Cedar)
'Fastigiata'**

Height: X **Width** Varies per growing style

Zone: 6

Water/Soil: Moist, well drained

This dramatic, weeping evergreen makes a special addition to any landscape. Naturally slow-growing with a sprawling horizontal habit, though often trained into an upright, serpentine form. Pendant branchlets display icy-blue needles and can create a graceful, waterfall-like effect.



***Cedrus deodara*
(Himalayan Cedar)
'Karl Fuchs'**

Height: 15-20' X **Width:** 6-8'

Zone: 6

Water/Soil: Moist, well drained

A striking evergreen with bright blue spring growth, that gradually matures to green, resulting in a unique shimmering effect throughout most of the year. Provides a striking vertical element in the landscape. mass for a dramatic statement of color!




***Cedrus deodara*
(Himalayan Cedar)
'Shalimar'**

Height: 30-40' X **Width** 20-30'

Zone: 6

Water/Soil: Moist, well drained

Pyramidal when young, maturing to flat-topped trees with broad-spreading horizontal branching. Deodar cedar is perhaps the most pendulous of the true cedars, with drooping branchlets and branching that is gracefully drooping at the tips. 'Shalimar' is noted for having much better winter hardiness than the species.



***Picea orientalis*
(Oriental Spruce)
'Gowdy'**

Height: 18-20' X **Width** 12'

Zone: 3

Water/Soil: Moist, well drained

Very short, glossy, dark green needles, held close to the stems give the well-defined, recurved, sweeping branches a distinctive appearance. This dwarf spruce develops into a small, but stately accent that stands out among other greens in the landscape.



***Picea pungens*
(Colorado Spruce)
'Baby Blue Eyes'**

Height: 15' X **Width** 12'

Zone: 3

Water/Soil: Moist, well drained

Slower growing than the native Colorado spruce, this semi-dwarf selection is useful for smaller landscapes and spaces. Dense, eye-catching blue-green foliage holds its color well. Growing only a few inches per year, it develops a broad, pyramidal form.



***Picea pungens*
(Columnar Colorado Spruce)**

Height: 15-18' X **Width:** 6-8'

Zone: 3

Water/Soil: Average, well drained.

Moderately drought tolerant.

Bright blue-green needles on a narrowly upright and columnar form with branches that fork upwards at a sharp angle. Great used as an accent, for adding dynamic interest to smaller home landscapes or along fences and walls for a living screen.



***Pinus nigra* (Austrian Pine)
'Arnold Sentinel'**

Height: 20-25' X **Width:** 6-8'

Zone: 3

Water/Soil: Average, well drained, drought tolerant.

Very upright and narrow, with a full body. Perfect for those small entryways, small lots and unique planting situations. Dark green needles are very showy against the snow.



***Juniperus scopulorum*
(Juniper-upright)
'Moonglow'**

Height: 20' X **Width:** 8'

Zone: 3

Water/Soil: Average, well drained, very drought tolerant

Exceptionally showy, silvery blue foliage on a broad pyramidal form makes this a highly attractive landscape accent, excellent for screens, hedges, and group plantings. This tough plant is deer resistant!



***Juniperus scopulorum* (Juniper-upright)
'Skyrocket'**

Height: 15-18' X **Width:** 2-3'

Zone: 3

Water/Soil: Average, well drained, very drought tolerant

Likely, the narrowest juniper available - so narrow and upright, in fact, it resembles a skyrocket. A durable and versatile evergreen with beautiful bluish green foliage, it works well grouped to form a colorful screen. Requires very little care, once established.



***Juniperus chinensis*
(Juniper-upright)
'Blue Point'**

Height: 12' X **Width:** 8'

Zone: 3

Water/Soil: Average, well drained, very drought tolerant

A favorite for stately lawn specimens and tall screens. Glowing blue-green foliage on a densely branched, broad pyramid form that maintains its natural form well with practically no pruning. Clipped topiary forms make a wonderful formal accent in entrances or on patios.



Screen with Green

***Juniperus scopulorum* (Juniper-upright)
'Blue Arrow'**

Height: 12-15' X **Width:** 2'

Zone: 3

Water/Soil: Average, well drained, very drought tolerant

An improved selection with tight, bright blue foliage and a very narrow, upright form. Perfect as a tall, narrow screen where space is limited. Makes a colorful addition to the garden. Produces silvery blue berries from late spring to late winter.



***Juniperus chinensis*
(Juniper-upright)
'Spartan'**

Height: 15-20' X **Width:** 4-6'

Zone: 3

Water/Soil: Average, well drained, drought tolerant

A quick growing upright juniper. Its densely branched pyramidal form holds rich green foliage all year. Nice choice for year-round color.



 **SHADE**
HOME & GARDEN

Screen with Green

***Juniperus scopulorum*
(Juniper-upright)
'Taylor'**

Height: 25-30' X **Width:** 3'

Zone: 3

Water/Soil: Average, well drained, drought tolerant

The semi-soft, blue-green foliage and narrow columnar form provide a refined, elegant look. This handsome selection maintains a more dense, upright form than its similar counterparts. Makes a great privacy screen, an entryway accent, or a dramatic vertical element to the landscape.



***Pinus flexilis*
(Limber Pine)
'Vanderwolf's Pyramid'**

Height: 20' X **Width:** 10'

Zone: 4

Water/Soil: Moist-average, well drained

Distinctive, pyramid-shaped limber pine with long, twisted, silvery blue-green needles covering the dense branches. A superior selection for use in a lawn planting. Excellent pest and disease resistance.



***Picea pungens glauca*
'Globosa'
(Globe spruce on a standard)**

Height: 3-6' X **Width:** 5-6'

Zone: 3

Water/Soil: Average, well drained,
drought tolerant

The globe-shaped dwarf spruce is flat-topped and densely branched. The bright blue needles of this slow grower are an ideal and unique garden accent, especially for small flower beds up close to the house.



***Picea engelmannii* (Engelmann Spruce)
'Bush's Lace'**

Height: 15-18' X **Width:** 4-6'

Zone: 3

Water/soil: moist, well drained

A superb conifer for smaller gardens. Upright growing, with pendulous branches that create a gray-blue skirt around the base of the tree as it ages. The blue foliage and dramatic weeping habit produces a stunning presence in the landscape.



***Picea engelmannii*
(Dwarf Engelmann Spruce)
'Compacta'**

Height: 12-15' X **Width:** 6-8'

Zone: 3

Water/soil: moist, well drained

A dwarf, dense, upright evergreen conifer with gray-blue needles. Forms an attractive blue pillar in the landscape.

Thuja occidentalis (Arborvitae) 'Emerald Green'

Height: 12-15'

Width: 3-4'

Zone: 4

Water/Soil:

Moist-average,
well drained



Glossy, bright green foliage that hold its color all season. Great for use as a privacy hedge to screen out the neighbors.



Pinus leucodermis (Bosnian Pine) 'Satelite'

Height: 12-15' X **Width:** 3-4'

Zone: 5

Water/Soil: Average, well drained

Dense, brush-like clusters of long, luxurious needles give this superior, narrow Bosnian pine a full appearance and its slim, upright form fits perfectly in a smaller garden. When young, the rich green spire has an open look, but with maturity, the upright shoots fill in with tightly held needles. Year-round elegance and reliable performance make it a choice addition to the sunny site. Exceptional health and tolerance to disease, salt and drought.



**Pinus nigra
(Austrian Pine)
'Green Tower'**

Great in
Containers!

Height: 15-18' X **Width:** 4-6'

Zone: 3

Water/soil: average, well drained



A slow-growing upright evergreen conifer with a dense pillar-like form. Lush green needles in fascicles of two. Provides a nice green exclamation point to the landscape.



***Picea omorika
(Weeping Serbian Spruce)
'Pendula Bruns'***

Height: 15' X **Width:** 3'

Zone: 4

Water/soil: average, well drained



A dramatic exclamation point for any sunny garden, this conifer is breathtaking year-round with its elegant columnar form, slightly twisted, pendulous branches, and two-tone foliage of green and silver. Suited for narrow spaces and smaller landscapes, growing just six to ten inches per year.



NORTH POLE®



ARBORVITAE Thuja occidentalis 'Art Boe'

Year round color.

Make a statement in your landscape with the dramatic shape of North Pole® arborvitae. Native evergreen naturally grows as a narrow pyramid of deep emerald green foliage. Narrow footprint makes it an especially nice space-saving option for a hedge or screen.

- Space saving
- Native to North America
- Regular pruning not required
- Foliage plant
- Hardy to USDA Zone 3

Full to part sun

10-15' tall x 6-8 wide

Min. spacing: 7-8'

www.provenwinners-shrubs.com



***Buxus microphylla* (Boxwood) 'Winter Gem'**

Height: 4-6 feet X **Width:** 3-5 feet

Zone: 5

Exposure: Full to part sun. A break from Utah's strong afternoon heat helps retain this shrub's fresh bright green foliage.

Water/soil: Moist-average, well drained



Densely branched evergreen shrub perfect for small hedges or greenery within flower beds.

Buxus x
(Boxwood)
'Green Mountain'

Height: 5' X **Width:** 3'

Zone: 4

Exposure: Full-part sun

Water/soil: Moist, well
drained



A vigorous evergreen shrub with bright green foliage that retains good color throughout winter. The upright, naturally cone-shaped habit makes it an excellent candidate for topiary forms, and a striking container or formal garden accent. Use in mass plantings to create either a free-form or a sculpted hedge.



Buxus
(Boxwood)
'Green Velvet'

Height: 3-4' X **Width:** 3-4'

Zone: 4

Exposure: Full-part shade

Water/soil: Moist, rich, &
well drained



A full-bodied boxwood well-suited for dense, low hedges. Foliage retains its rich green color throughout winter. Develops a vigorous, rounded form if not pruned. A wonderful evergreen that will provide year-round, cold-hardy color and structure in the garden.

***Juniperus squamata*
(Juniper)
'Blue Star'**

Height: 2-3' X **Width:** 3-4'

Zone: 4

Exposure: Full Sun

Water/soil: Average, well
drained, drought tolerant



Attractive radiant blue foliage on dense, spreading branches. Creates a colorful contrast to purple and green foliage plants. Pair with white carpet roses, stunning! Use in a rock garden or as a low border plant. Ideal for mass plantings in minimal-care landscapes.



***Pinus nigra* (Austrian Pine) 'Brepo'**

Height: 3'

Width: 4'

Zone: 4

Exposure: full sun

Water/soil: average,
well drained



Attractive and easy to care for, this dense shrub maintains its rich green color year-round and its spherical form with no trimming. Withstands heavy wind without browning of the needles. Excellent for containers or in the ground.

***Euonymus fortune* (Wintercreeper) 'Emerald Gaiety'**

Height: 2-3'

Width: 3-4'

Zone: 5

Exposure: full to
part sun

Water/soil: average,
well drained



Deep, emerald green leaves edged in sparkling white are tinged with pink in winter. A mounding evergreen shrub with a dense, erect habit. Excellent for use in small clipped hedges and foundation plantings. Stems may root where they touch the ground, and if given support may be trained to climb.



***Picea omorika* (Dwarf Serbian Spruce)
'Pimoko'**

Height: 18"


Width: 30"

Zone: 3

Exposure: full sun

Water/soil:

Average, well
drained, drought
tolerant



A dwarf evergreen with a flat-topped round shape. Great for accents in small garden beds or rock gardens. Short dark green needles with a blue cast give it a silvery look. Buds are reddish brown.

Taxes x media (Hicks Yew)
'Hicksii'

Height: 10-12'

Width: 3-4'

Zone: 4

Exposure: full to
part shade

Water/soil: Moist-
average, well
drained

Upright yew with a
narrow columnar
habit. Glossy, dark
green, needle-like
leaves. Can be
used as a hedge in
shady areas.



Taxus cuspidate
(Dark Green Spreading Yew)

Height: 3-5'

Width: 4-6'

Zone: 4

Exposure: full to part
shade

Water/soil: Moist-average,
best with good drainage

Dense growing,
spreading yew with long
, dark green needles. A
hardy, slow grower.



Prunus laurocerasus
(English Laurel)
'Otto Luyken'

Height: 3' X **Width:** 4'

Zone: 6

Flower: White, April-May

Exposure: full to part
shade

Water/soil: Moist, good
drainage, rich soil



A dwarf form of English laurel. This lush growing, compact, evergreen shrub offers year-round interest with glossy dark green leaves and showy, fragrant, creamy white flower spikes, followed by small black ornamental fruit. Dense foliage provides winter shelter for birds. Excellent as a hedge, background plant or privacy screen.



Photinia x fraseri
(Fraser's Photinia)

Height: 8-10' X **Width:** 6-8'

Zone: 6

Exposure: Part shade

Water/soil: Average, requires
good drainage



An excellent medium-sized evergreen shrub ideal for hedges or screens. Attractive new growth explodes in bright bronze-red in early spring, maturing to large, dark green leaves. Works well as espalier or as a formally pruned patio tree.

***Pinus mugo*
(Dwarf Mugo Pine)
'Pumilio'**

Height: 3-5'

Width: 6-8'

Zone: 3

Exposure: full sun

Water/soil: Average, well drained,
drought tolerant



A popular dwarf conifer displaying dark green needles on dense branches. A very useful, slow growing evergreen for rock gardens, mass plantings, and in mixed groupings with broadleaf plants. Makes a great container specimen.



***Picea abies*
(Nest Spruce)
'Nidiformis'**

Height: 3-5'

Width: 4-6'

Zone: 3

Exposure: full sun

Water/soil: Average, well
drained, drought tolerant



This versatile, dwarf conifer is an excellent choice for an evergreen border, accent or container plant. The outward-curving branches with dense, dark green needles create an interesting bird's nest effect. Its tight, compact shape requires little maintenance. Very hardy and wind resistant.

Shrubs & Ornamental Grasses



**Festuca glauca (Blue Fescue)
'Beyond Blue'**

Height: 8-12"

Width: 15"

Zone: 4


Exposure: full sun

Water/soil:

average, well

drained, drought

tolerant



Intense, powder blue foliage. Color stays bright throughout the season without browning.



***Calamagrostis x acutiflora (Feather
Reed Grass) 'Karl Foerster'***

Height: 4-5' **Width:** 3'

Zone: 4

Exposure: full sun

Water/soil: average,
well drained, drought
tolerant!



Create a stunning vertical effect with feathery stalks that emerge reddish brown in spring and turn a rich golden color in fall. Thrives in wet soils, yet tolerates drier conditions. Stalks make great cut flowers. Sterile seeds do not produce unwanted seedlings.

Miscanthus sinensis (Maiden Grass) 'Gracillimus'

Height: 5-7' X **Width:** 4-5"

Zone: 5

Exposure: full sun

Water/soil: average, well drained

One of the oldest and well-known cultivars of Miscanthus. Beautiful, rounded mounds of fine, silver-veined green leaves arch gracefully as they sway in the wind. In early fall, fan-like plumes emerge and age to a soft silvery-white. They are complimented nicely by the golden-yellow fall color of the leaves. Fabulous winter interest!



Miscanthus sinensis (Maiden Grass) 'Morning Light'

Height: 4-5' X **Width:** 4'

Zone: 5

Exposure: full sun

Water/soil: average, well drained

Dense clumps of slender, green blades with creamy white margins and midveins that create a shimmering silvery appearance. A superb grass that adds visual excitement wherever used. Reddish inflorescences that persist through winter provide an interesting accent to bare winterscapes.



Panicum virgatum (Switch Grass) 'Northwind'

Height: 4-5'

Width: 3'

Zone: 5

Exposure: full to part
sun

Water/soil: average,
well drained, drought
tolerant



'Northwind' features one of the best vertical forms of any of the many panicum cultivars currently available in commerce. Olive-green to bluish-green foliage forms a compact, narrow, erect, 4-5' tall clump. Foliage turns yellow-beige in fall and provides good winter interest.



***Panicum virgatum* (Switch Grass) 'Shenandoah'**

Height: 4'

Width: 2'

Zone: 4

Exposure: full sun

Water/soil:

Average, well
drained, drought
tolerant!



Shenandoah is a selection of our native prairie switchgrass grown for its burgundy colored foliage and pinkish flower spikes. This grass has especially nice fall color with the grass blades tinted with red and orange.

**Pennisetum
alopecuroides
(Dwarf Fountain Grass)
'Hameln'**

Height: 2' X **Width:** 3'

Zone: 5

Exposure: full to part sun

Water/soil: average, well
drained



An attractive grass highlighted by fluffy, buff-colored plumes that arch above the lush, green fountain of foliage. In the fall, the foliage turns a lovely golden russet color. Creates a terrific contrast when used among shrubs or as a backdrop in a perennial bed.



***Pennisetum orientale*
(Fountain Grass) 'Karley Rose'**

Height: 3-4' X **Width:** 2-3'

Zone: 5

Exposure: full sun to part sun

Water/soil: average, well drained

Graceful, upright, smoky rose-purple flower spikes that nearly glow when back lit by the sun, with a longer bloom season and greater cold tolerance than other varieties. Forms a tufted mound of deep green, arching foliage. A great landscape or container accent. Stunning in mass plantings.



***Deschampsia cespitosa*
(Tufted Hair Grass)
'Pixie Fountain'**

Height: 1-2' X **Width:** 1-2'

Zone: 4

Exposure: best in part sun to shade

Water/soil: average to moist

An easy to grow, extremely cold hardy, ornamental grass for partly sunny to shaded garden beds and woodland settings. It forms a neat, petite clump of fine-textured foliage, topped by wands of decorative seed plumes in late summer. Ideal for smaller gardens and containers, and highly effective planted in mass. Excellent for bird habitat and wildlife gardens.



***Schizachyrium scoparium*
(Little Bluestem Grass)**

Height: 2-3' X **Width:** 2-3'

Zone: 4

Exposure: full sun

Water/soil: Average, well drained, drought tolerant!

Deciduous, clumping grass with blue-green foliage that turns bronze to flaming orange in the fall. Flower spikes emerge above the foliage, displaying fluffy seed heads that persist into fall. Good ground-cover for massing or effective specimen in borders and rock gardens.



Fall Color





SUNJOY® Gold Pillar



BARBERRY
Berberis thunbergii 'Maria'

Add style and panache to your landscape with Sunjoy® Gold Pillar barberry. It naturally grows as a tight column of bright yellow foliage, making a striking hedge, specimen, or container plant.

- Deer and rabbit resistant
- Won't burn in the sun
- Pruning not required
- Bloom color: Yellow; insignificant
- Bloom time: Spring
- Hardy to USDA Zone 4

Full to part sun
3-4' tall x 2-3' wide
Min. spacing: 3'

www.provenwinners-shrubs.com



'Golden Treasure'



BIRCH Betula x plettkei
'Golden Treasure'

Versatile and hardy!

With its colorful yellow foliage and extreme cold tolerance, 'Golden Treasure' birch is an easy choice for your landscape. Dwarf habit ensures it stays neat and tidy, wherever you plant it.

- No pruning required
- Very cold tolerant
- Deer and rabbit resistant
- Bloom color: Insignificant
- Bloom time: Spring
- Hardy to USDA Zone 2

Full to part sun
2-4' tall and wide
Min. spacing: 4'

www.provenwinners-shrubs.com



'Miss Molly'

PW
PROVEN
WINNERS®

COLOR CHOICE
FLOWERING SHRUBS

BUTTERFLY BUSH
Buddleia 'Miss Molly'

Versatile and hardy!

No other butterfly bush can match the color of 'Miss Molly'! Fragrant blooms are closer to red than any other type and last for months. Nice medium-sized plant assures maximum versatility.

- Drought tolerant
- Non-invasive
- Deer and rabbit resistant
- Bloom color: Deep pink-red
- Bloom time: Summer-fall
- Hardy to USDA Zone 5

Full sun

4-5' tall and wide

Min. spacing: 5'

www.provenwinners-shrubs.com



LOW SCAPE®
Mound

PW
PROVEN
WINNERS®

COLOR CHOICE
FLOWERING SHRUBS

ARONIA
Aronia melanocarpa

Tiny & Tidy.

Beautiful and versatile Low Scape® Mound aronia can be used in any landscape situation. It naturally grows as a neat mound and tolerates harsh weather and difficult soils. Especially nice for edging beds.

- Native to North America
- Shade tolerant
- Excellent fall color
- Bloom color: White with pink centers
- Bloom time: Spring
- Hardy to USDA Zone 3

Full- part sun

1-2' tall, 2' wide

Min. spacing: 1.5-2'

Photo courtesy of Proven Winners
www.provenwinners-shrubs.com



BEYOND
MIDNIGHT®



BLUEBEARD
Caryopteris x clandonensis

Fabulous in fall!
Beyond Midnight® bluebeard starts to shine when other plants fade. Late summer brings an explosion of long-lasting vivid blue flowers. Dark green foliage makes this a handsome addition to sunny landscapes.

- Heat and drought tolerant
- Deer and rabbit resistant
- Easy care
- Bloom color: Blue
- Bloom time: Late summer-fall
- Hardy to USDA Zone 5

Full sun
2-2.5' tall and wide
Min. spacing: 3'

www.provenwinners-shrubs.com



SUGARTINA®
'Crystalina'



SUMMERSWEET
***Clethra alnifolia* 'Crystalina'**

Summer fragrance.
Make summer nights more magical with the delightful scent of Sugartina® 'Crystalina' summersweet. This dwarf variety is easy to fit in to your landscape, offering brilliant yellow fall color in addition to the white summer blooms.

- Native to North America
- Petite shrub
- Shade tolerant
- Bloom color: White
- Bloom time: Summer
- Hardy to USDA Zone 4

Full to part sun
2.5-3' tall and wide
Min. spacing: 3'

www.provenwinners-shrubs.com



RED WALL®



VIRGINIA CREEPER
Parthenocissus quinquefolia
'Troki'

Hide a fence.

Accent your yard with a lush green wall the easy way - with vigorous, easy-care Red Wall® Virginia creeper. This fast growing vine covers fences, walls, or other features. In autumn, leaves turn a fiery red for an unforgettable display.

- Native to North America
- Cold and heat tolerant
- Climbing vine
- Bloom color: Green, insignificant
- Bloom time: Mid-summer
- Hardy to USDA Zone 3

Full to part sun

Vining to 20-30'

Min. spacing: 15'

www.provenwinners-shrubs.com



'Yellow Wall'



VIRGINIA CREEPER
Parthenocissus quinquefolia
'Yellow Wall'

Hide a fence.

Accent your yard with a lush green wall the easy way - with vigorous, easy-care 'Yellow Wall' Virginia creeper. This fast growing vine covers fences, walls, or other features. In autumn, leaves turn bright yellow for an unforgettable display.

- Native to North America
- Cold and heat tolerant
- Climbing vine
- Bloom color: Green, insignificant
- Bloom time: Mid-summer
- Hardy to USDA Zone 3

Full to part sun

Vining to 20-30'

Min. spacing: 15'

www.provenwinners-shrubs.com

#1 \$12.98



SUNJOY® Tangelo



BARBERRY *Berberis thunbergii* 'O'Byrne'

With foliage so bright it nearly glows, Sunjoy® Tangelo is just the plant to liven up your landscape. New growth emerges vivid orange, and older leaves develop an appealing chartreuse ring around the edge.

- Deer and rabbit resistant
- Easy care
- Pruning not required
- Bloom color: Yellow; insignificant
- Bloom time: Spring
- Hardy to USDA Zone 4

Full sun
3-4' tall and wide
Min. spacing: 4'

www.provenwinners-shrubs.com



SUNJOY® Mini Salsa



BARBERRY
***Berberis thunbergii* 'Mimi'**

Outstanding color! Sunjoy® Mini Salsa is an improved version of the classic 'Crimson Pygmy' with better form and rich red and purple foliage that stays consistent, year after year. Very nice mixed with evergreens.

- Deer and rabbit resistant
- Easy care
- Pruning not required
- Bloom color: Yellow; insignificant
- Bloom time: Spring
- Hardy to USDA Zone 4

Full sun
3-4' tall and wide
Min. spacing: 4'

www.provenwinners-shrubs.com



DOUBLE TAKE
SCARLET™



**QUINCE, *Chaenomeles speciosa*
'Scarlet Storm'**

Bold Color!

Make springtime extra special with this vivid flowering quince!

Lipstick-red blooms cover the stems from mid-spring to early summer, providing over a month of color. Double Take™ quince are thornless and exceptionally tolerant of hot, dry conditions.

- No thorns
- Long blooming
- Easy care
- Bloom color: Scarlet red
- Bloom time: Spring-early summer
- Hardy to USDA Zone 5

Full sun

4-5' tall and wide

Min. spacing: 5'

www.provenwinners-shrubs.com



PURPLE PILLAR®



**ROSE OF SHARON, *Hibiscus syriacus*
'Gandini Santiago'**

Space saving.

You've never seen a rose of Sharon like this before! Purple Pillar® has a unique narrow, upright habit, so it takes up about half the space as conventional varieties. Every summer, it becomes a column of purple blooms.

- Drought tolerant
- Low maintenance
- Grows in most soils
- Bloom color: Purple and red
- Bloom time: Summer-fall
- Hardy to USDA Zone 5

Full sun

10-16' tall 2-3' wide

Min. spacing: 3'

www.provenwinners-shrubs.com





ARCTIC FIRE®

PW
PROVEN
WINNERS®

COLOR CHOICE
FLOWERING SHRUBS

RED-TWIG DOGWOOD *Cornus sericea* 'Farrow'

Winter beauty.

This super-tough shrub shines when it matters most - in winter! Vivid red stems brighten the landscape when everything else looks dull. About half the size of conventional red-twig dogwood, Arctic Fire® thrives even in difficult conditions.

- Native to North America
- Shade tolerant
- Deer resistant
- Bloom color: White
- Bloom time: Spring
- Hardy to USDA Zone 2

Full to part sun
3-5' tall and wide

Min. spacing: 5'

www.provenwinners-shrubs.com



PUCKER UP!®

PW
PROVEN
WINNERS®

COLOR CHOICE
FLOWERING SHRUBS

RED-TWIG DOGWOOD *Cornus sericea* 'Neil Z'

Touchable texture.

Plant something different - Pucker Up!® dogwood. Its deep green leaves have a thick corrugated texture that adds interest to the landscape and gives this shrub superior disease resistance. Lots of impact from a very low-maintenance plant.

- Shade tolerant
- Deer resistant
- Native to North America
- Bloom color: White
- Bloom time: Spring
- Hardy to USDA Zone 3

Full to part sun
3-4' tall and wide

Min. spacing: 4'

www.provenwinners-shrubs.com



YUKI SNOWFLAKE™



Full to part sun

1-2' tall x 2-3' wide

Min. spacing: 3.5'

www.provenwinners-shrubs.com

DEUTZIA

Spectacular in spring!

Yuki Snowflake™ deutzia is an improved variety of the classic 'Nikko,' with larger, pure white bell-shaped blooms, and more of them. This very tough plant is ideal for edging beds or planting on slopes.

- Deer resistant
- Tolerates clay soil
- Stays small without pruning
- Bloom color: White
- Bloom time: Spring
- Hardy to USDA Zone 5



YUKI CHERRY BLOSSOM®



Full to part sun

1-2' tall x 2-3' wide

Min. spacing: 3.5'

www.provenwinners-shrubs.com

DEUTZIA

Spectacular in spring!

Yuki Cherry Blossom® deutzia thrives in sunny spots, exploding every spring into a shower of delicate pink bell-shaped blooms. Ideal for planting on slopes or for edging landscape beds.

- Deer resistant
- Tolerates clay soil
- Purple fall color
- Bloom color: Pink and white
- Bloom time: Spring
- Hardy to USDA Zone 5



LITTLE DIPPER®



COTONEASTER
Cotoneaster procumbens 'Gerald'

Easy groundcover!
Beautify your landscape and keep weeds down with easy-care Little Dipper® cotoneaster. Its fine branches are bedecked with white flowers in spring, each turning into an apple-like berry by late summer. Tiny leaves provide textural interest.

- Pruning not required
- Multi-season interest
- Shade tolerant
- Bloom color: White
- Bloom time: Spring
- Hardy to USDA Zone 5

Full to part sun
2.5-3' tall and wide

Min. spacing: 3'
www.provenwinners-shrubs.com



GOLDEN TICKET®



PRIVET
Ligustrum x 'NCLX1'

Color and coverage.

Create privacy beautifully and responsibly with Golden Ticket® privet. This noninvasive version of classic golden vicary privet doesn't make a nuisance of itself, but offers the same fragrant flowers and landscape versatility.

- Non-invasive
- Deer resistant
- Shade tolerant
- Bloom color: White
- Bloom time: Summer
- Hardy to USDA Zone 5

Full to part sun
2.5-3' tall and wide

Min. spacing: 3'
www.provenwinners-shrubs.com



KODIAK® Orange

PW
PROVEN
WINNERS®

COLOR CHOICE
FLOWERING SHRUBS

DIERVILLA

Super tough!

The beautiful solution to landscape challenges! Kodiak® Orange diervilla thrives wherever it is planted. Foliage emerges a cheerful red-orange, transforming to blazing orange in autumn.

- Native to North America
- Long blooming
- Low maintenance
- Bloom color: Yellow
- Bloom time: Summer
- Hardy to USDA Zone 5

Full to part sun
3-4' tall and wide
Min. spacing: 4.5'

www.provenwinners-shrubs.com



KODIAK® Black

PW
PROVEN
WINNERS®

COLOR CHOICE
FLOWERING SHRUBS

DIERVILLA
Diervilla rivularis

Super tough!

The beautiful solution to landscape challenges! Kodiak® Black diervilla grows happily just about anywhere. New growth emerges purple-black and contrasts with yellow flower clusters that appear all summer.

- Native to North America
- Long blooming
- Low maintenance
- Bloom color: Yellow
- Bloom time: Summer
- Hardy to USDA Zone 5

Full to part sun
3-4' tall and wide
Min. spacing: 4.5'

www.provenwinners-shrubs.com



HAPPY FACE®
Yellow



POTENTILLA
Potentilla fruticosa 'Lundy'

Long blooming!
Potentilla is one of the longest blooming, hardiest landscape plants, and Happy Face® Yellow potentilla outdoes the rest with extra-large yellow flowers from spring to frost. This easy care plant makes a nice groundcover, edging, or low hedge.

- Deer resistant
- Native to North America
- Very cold tolerant
- Bloom color: Yellow
- Bloom time: Spring - frost
- Hardy to USDA Zone 2

Full to part sun
2-3' tall and wide
Min. spacing: 3'

www.provenwinners-shrubs.com



HAPPY FACE®
Pink Paradise



POTENTILLA
Potentilla fruticosa 'Kupinpa'

Long blooming!
Potentilla is one of the longest blooming, hardiest landscape plants, and Happy Face® Pink Paradise potentilla outdoes the rest with extra large, pink flowers from spring to frost. Color is most intense in cool weather.

- Deer resistant
- Native to North America
- Very cold tolerant
- Bloom color: Pink
- Bloom time: Spring - frost
- Hardy to USDA Zone 2

Full to part sun
2-3' tall and wide
Min. spacing: 3'

www.provenwinners-shrubs.com



GINGER WINE™



NINEBARK

Physocarpus opulifolius

Color and coverage. Got a sunny spot? Plant Ginger Wine™ ninebark and rake in the compliments. This improved variety offers glowing orange new growth that matures to a rich purple-red. Pink and white flowers in late spring give way to red seed heads in summer.

- Native to North America
- Very cold tolerant
- Sun loving
- Bloom color: Pink and white
- Bloom time: Late spring
- Hardy to USDA Zone 3

Full sun

5-6' tall and wide

Min. spacing: 6'

www.provenwinners-shrubs.com



**TINY WINE®
Gold**



NINEBARK

Physocarpus opulifolius

Colorful and carefree. Got a sunny spot? Plant Tiny Wine® Gold ninebark and rake in the compliments. This dwarf variety takes up less space than conventional ninebarks and its small chartreuse leaves contribute color and texture. Pink and white flowers in late spring.

- Native to North America
- Very cold tolerant
- Petite shrub
- Bloom color: Pink and white
- Bloom time: Late spring
- Hardy to USDA Zone 3

Full to part sun

3-5' tall and wide

Min. spacing: 5'

www.provenwinners-shrubs.com



FINE LINE®



STRAIT-LACED™



BUCKTHORN

Rhamnus frangula 'Ron Williams'

Unique texture.

Fine Line® buckthorn is a non-invasive shrub that naturally grows as a narrow column. Its unusual narrow leaves create interesting texture on their own or as a backdrop for other plants. Very nice used at an entryway or in containers.

- Non-invasive
- Space saving
- Pruning not required
- Bloom color: Flowers insignificant
- Bloom time: Late spring
- Hardy to USDA Zone 2

Full to part sun

5-7' tall x 2-3' wide

Min. spacing: 3'

www.provenwinners-shrubs.com

ELDERBERRY

Sambucus nigra

Striking and unique!

Make a statement in your landscape with Strait-Laced™ elderberry! Its narrow, upright habit saves space and becomes a living sculpture as it grows. Lacy black foliage lends texture, especially when large pink blooms appear in summer.

- Very easy care
- Space-saving habit
- Deer resistant
- Bloom color: Pink
- Bloom time: Early summer
- Hardy to USDA Zone 4

Full to part sun

6-8' tall x 3-4' wide

Min. spacing: 4'

www.provenwinners-shrubs.com



OSO EASY[®]
Cherry Pie



ROSE
Rosa 'Meiboulka'

Very carefree rose!
Oso Easy[®] Cherry Pie rose will make you rethink roses! It needs no fussy pruning and shrugs off disease. Hundreds of cherry-red blooms with prominent yellow centers cover this low-growing rose from early summer through frost.

- Long blooming
- Disease resistant
- Deadheading not required
- Bloom color: Cherry red
- Bloom time: Spring-fall
- Hardy to USDA Zone 4

Full sun
2-4' tall and wide
Min. spacing: 4'
www.provenwinners-shrubs.com



OSO EASY[™]
HOT PAPRIKA



ROSE
'FARROWRSP'

Very carefree rose!
Oso Easy Hot Paprika[™] rose will make you rethink roses! Extremely cold-tolerant, it needs no fussy pruning and shrugs off disease. Electric-orange blooms cover this low growing plant from early summer through frost for a colorful, easy-care groundcover or edging.

- Long blooming
- Disease resistant
- Deadheading not required
- Bloom color: Electric orange
- Bloom time: Spring-fall
- Hardy to **USDA Zone 3!**

Full sun
1-2' tall and wide
Min. spacing: 2'

www.provenwinners-shrubs.com/photo courtesy of Proven Winners



DOUBLE PLAY[®]
CANDY CORN[™]



SPIREA
***Spiraea japonica* 'NCSX1'**

Unbeatable color!

The show doesn't stop until the snow flies with Double Play[®] Candy Corn[™] spirea. In spring, foliage emerges candy-apple red and matures to pineapple yellow. Deep purple flowers add even more color and texture.

- Deer resistant
- Easy care
- Long blooming
- Bloom color: Purple
- Bloom time: Late spring
- Hardy to USDA Zone 4

Full to part sun
1.5-2' tall and wide

Min. spacing: 2'

www.provenwinners-shrubs.com



DOUBLE PLAY[®]
Red



SPIREA
***Spiraea japonica* 'SMNSJMFR'**

Colorful and reliable. With its tidy habit and easy-going nature, spirea is the solution to many landscape challenges. Double Play[®] Red spirea is the only one of its kind available, with richly colorful burgundy new growth and red flowers with delicate purple accents.

- Deer resistant
- Shade tolerant
- Unique flower color
- Bloom color: Red
- Bloom time: Late spring
- Hardy to USDA Zone 3

Full to part sun
2-3' tall and wide

Min. spacing: 3'

www.provenwinners-shrubs.com



WEDDING CAKE®



SPIREA

Spiraea nipponica 'SMNSNFD'

Springtime classic.

With its tidy habit and easy-going nature, spirea is the solution to many landscape challenges.

Wedding Cake® spirea is a graceful spring bloomer, its arched branches covered in blue-green foliage and white flower clusters year after year.

- Deer resistant
- Shade tolerant
- Easy care
- Bloom color: White
- Bloom time: Spring
- Hardy to USDA Zone 4

Full to part sun

3-3.5' tall and wide

Min. spacing: 3.5'

www.provenwinners-shrubs.com



PROUD BERRY™



CORAL BERRY

Symphoricarpos 'Sofie'

Fabulous in fall!

Add Proud Berry™ coral berry to your landscape for an attention-grabbing autumn accent. This super tough, easy care shrub creates pink bell-like flowers in late summer which develop into large, bubble-like pink berries through autumn.

- Unique berries every year
- Deer resistant
- Nice for cut flowers
- Bloom color: Pink
- Bloom time: Late summer
- Hardy to USDA Zone 3

Full to part sun

3-4' tall and wide

Min. spacing: 4'

www.provenwinners-shrubs.com



MY MONET®



WEIGELA Weigela florida 'Verweig'

Petite shrub.

My Monet® weigela graces your garden with pretty mint-green and white variegated foliage that takes on pink tones as it emerges. Pink trumpet-shaped flowers develop in late spring. Naturally grows as a neat mound.

- Pruning not required
- Deer resistant
- Easy care
- Bloom color: Pink
- Bloom time: Late spring
- Hardy to USDA Zone 4

Full to part sun
1-1.5" tall and wide
Min. spacing: 1.5'

www.provenwinners-shrubs.com



MIDNIGHT WINE®



WEIGELA Weigela florida 'VUKOZGemini'

Fabulous foliage.

Midnight Wine® weigela offers fantastic color and an appealing shape. This very dwarf plant is a mound of dramatic, deep purple-black foliage. Each leaf has a wavy edge that contributes excellent texture, especially when used as a groundcover or edging plant.

- Petite shrub
- Deer resistant
- Colorful foliage
- Foliage plant
- Hardy to USDA Zone 5

Full to part sun
10-12" tall and wide
Min. spacing: 12"

www.provenwinners-shrubs.com



SONIC BLOOM® Pink



REBLOOMING WEIGELA
Weigela florida 'Bokrasopin'

Months of blooms!
Old-fashioned charm with modern day performance! Sonic Bloom® Pink weigela blooms in late spring along with other weigela, then reblooms mid-summer to frost. It's covered in trumpet-shaped pink blooms for months, year after year.

- Deer resistant
- Easy care
- Heavy blooming
- Bloom color: Pink
- Bloom time: Late spring; mid-summer - frost
- Hardy to USDA Zone 4

Full to part sun
4-5' tall and wide

Min. spacing: 5'

www.provenwinners-shrubs.com



SONIC BLOOM® Red



REBLOOMING WEIGELA
Weigela florida 'Verweig 6'

Months of blooms!
Old-fashioned charm with modern day performance! Sonic Bloom® Red weigela blooms in late spring along with other weigela, then reblooms mid-summer to frost. It's covered in trumpet-shaped red blooms for months, year after year.

- Deer resistant
- Easy care
- Heavy blooming
- Bloom color: Red
- Bloom time: Late spring; mid-summer - frost
- Hardy to USDA Zone 4

Full to part sun
4-5' tall and wide

Min. spacing: 5'

www.provenwinners-shrubs.com

***Rhamnus frangula*
(Columnar Buckthorn)
'Columnaris'**

Height: 10-15' X **Width:** 3-4'

Zone: 3

Exposure: Full-part sun

Water/soil: Average, well drained. Easy to grow and tolerant of varied soils.



A tall, narrow growing shrub that is ideal for creating a privacy screen. Makes a nice formal accent plant. Glossy dark green oblong leaves and tiny greenish-white flower clusters in late spring produce red fruit turning black in late summer. The fall color is yellow to gold.



***Rhus aromatic (sumac)*
'Gro-Low'**

Height: 2-3'

Width: 6-8'

Zone: 3

Exposure: Full Sun

Water/soil: Average, well drained. Drought tolerant.



Fall Color

Spring/Summer color



Great used as groundcover and erosion control. Small yellow flowers bloom in spring followed by small, red, hairy fruit in late summer. Leaves have a citrus-like fragrance.

***Physocarpus
opulifolius (Ninebark)***
‘FIRESIDE®’

Height: 5-7' X **Width:** 4-6'

Zone: 3

Exposure: Full-sun

Water/soil: Average, well
drained. Easy to grow and
tolerant of varied soils.

This new ninebark has stunning foliage. Reddish new growth matures to deep red-purple foliage that holds its color reliably all summer. Pinkish-white flowers bloom in spring and foliage turns deep purple in fall. This plant has a rounded, upright shape.



 **SHADE**
HOME & GARDEN

Rhus trilobata (sumac) ‘Autumn Amber’

Height: 10-14'

Width: 6-8'

Zone: 3

Exposure: Full Sun

Water/soil: Average, well
drained. Drought tolerant.



Also called Creeping Three-Leaf Sumac. A ground cover form of super hardy sumac. Blooms chartreuse flowers in mid-spring. Glossy green summer foliage turns an amazing amber-yellow in autumn.

**Viburnum opulus
(Cranberry Bush)
'Nanum'**

Height: 2' X **Width:** 3'

Zone: 3

Exposure: Full-part sun

Water/soil: Moist-average

A dwarf deciduous shrub grown for its dense mounding habit and small size. The dense branches are covered with small leaves that have a red-tinge when they emerge. A handsome hedge or filler plant with outstanding red fall foliage. Produces occasional showy white flower clusters in the summer.



Height: 3' X **Width:** 3'

Zone: 4

Exposure: Full-part
sun

Water/soil: Moist-wet

This small, tidy shrub is a very low maintenance choice. Can even be used as groundcover. Will grow in wet spots where other shrubs may struggle.

**Cornus sericea (Kelsey dogwood)
'Kelseyi'**



***Cornus (Dogwood)*
'Arctic Sun'**

Height: 3-4' X **Width:** 3-4'

Zone: 4

Exposure: Full-part sun

Water/soil: Moist-wet-average.

Tolerant of wet, poor draining soils.



yellow, orange, and coral stems positively glow in the wintertime. Tolerant of a very wide range of soil conditions and one of the best ornamental shrubs for sun or shade, Arctic Sun dogwood is an easy choice for nearly effortless color.



***Salix purpurea*
(Dwarf Arctic Willow)
'Nana'**

Height: 5'

Width: 6'

Zone: 3

Exposure: Full Sun

Water/soil: Moist to wet soils



A blue-green willow with a dense round shape. Foliage turns yellow in the fall. Great shrub that will grow in poor soils.

Yucca

If you're looking for a unique shrub for your garden, yuccas are some of the most unique ones you can find. These desert-thriving plants grow well with minimal attention, making them a wonderful choice for beginning gardeners, as well as an easy eye-catcher!

Height: X Width: on average: 2-5' X 2-3'

(see individual species/variety for specific size)



Bloom: summer



Zone: 4

Exposure: full sun



Water/Soil: average, well drained, very drought tolerant, easy to grow.



'Color Guard'



'Variegata'



'Blue Sentry'

Betula Pendula (Birch) 'Trost's Dwarf'

Dwarf shrub with finely textured, bright green leaves on weeping branches. Golden fall foliage. Also grown as a top grafted patio tree. Try in a patio pot!

Height: 3-5' x Width: 3-5'



Zone: 3

Exposure: full to part sun



Water/Soil: moist, good drainage

